





EXISTING ZONING MAP

-  Subject Property
-  Existing Zoning Boundaries
-  Planned Unit Developments
-  Metro Entrance Distance (200 ft ± 00 ft)

ZONING COMMISSION
 District of Columbia
 CASE NO. 21-15
 EXHIBIT NO. 5B